



UNIVERSITY OF CAMBRIDGE INTERNATIONAL EXAMINATIONS  
International General Certificate of Secondary Education


CANDIDATE  
NAME

CENTRE  
NUMBER

--	--	--	--	--

CANDIDATE  
NUMBER

--	--	--	--



**BIOLOGY**

**0610/32**

Paper 3 Extended

**October/November 2010**

**1 hour 15 minutes**

Candidates answer on the Question Paper.

No Additional Materials are required.

**READ THESE INSTRUCTIONS FIRST**

Write your Centre number, Candidate number and name on all the work you hand in.

Write in dark blue or black pen.

You may use a pencil for any diagrams or graphs.

Do not use staples, paper clips, highlighters, glue or correction fluid.

**DO NOT WRITE IN ANY BARCODES.**

Answer **all** questions.

At the end of the examination, fasten all your work securely together.

The number of marks is given in brackets [ ] at the end of each question or part question.

For Examiner's Use	
<b>1</b>	
<b>2</b>	
<b>3</b>	
<b>4</b>	
<b>5</b>	
<b>6</b>	
<b>Total</b>	

This document consists of **19** printed pages and **1** blank page.



- 1 Fig. 1.1A shows a buttercup, *Ranunculus cymbalaria*. Fig. 1.1B shows details of a flower of the same plant.

For  
Examiner's  
Use



Fig. 1.1

- (a) Explain, using only features visible in Fig. 1.1, why *Ranunculus cymbalaria* is classified as a dicotyledonous plant rather than as a monocotyledonous plant.

.....

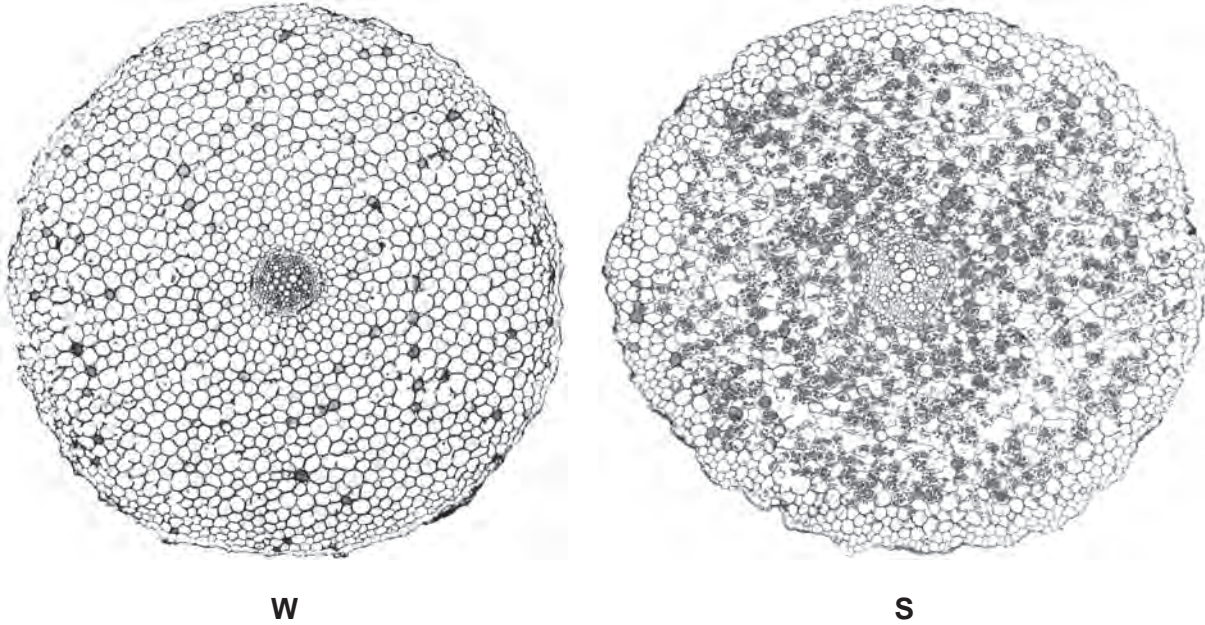
.....

.....

..... [2]

Fig. 1.2 shows a transverse section through a buttercup root at the end of the cold winter (**W**) and at the end of the warm, moist summer (**S**). At the end of the winter, the cells contain very few starch grains. At the end of the summer, most of the root cells contain many starch grains.

*For  
Examiner's  
Use*



**Fig. 1.2**

**(b)** Suggest why there are few starch grains in the cells of **W** compared with a large number of starch grains in the cells of **S**.

.....  
.....  
.....  
.....  
.....  
..... [3]

**(c)** Describe how enzymes in root cells synthesise starch.

.....  
.....  
.....  
..... [3]

(d) As temperature is increased, for example from 10 °C to 30 °C, enzyme activity increases.

Explain how increasing temperature affects enzyme activity.

.....

.....

.....

..... [2]

[Total: 10]

*For  
Examiner's  
Use*

**BLANK PAGE**

2 (a) Define the term *excretion*.

.....  
.....  
.....  
.....  
..... [3]

Fig. 2.1 shows a dialysis machine for treating people who have kidney failure. The dialysate (dialysis fluid) is a solution of glucose and salts.

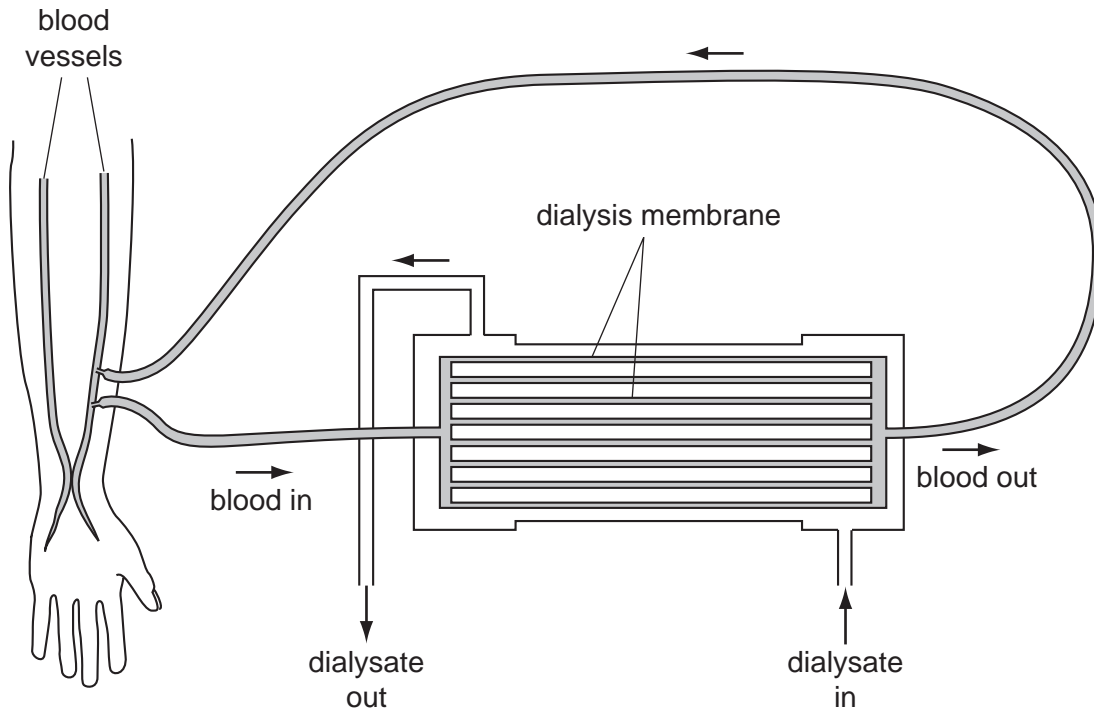


Fig. 2.1

(b) Explain how, when the patient is receiving dialysis treatment

(i) the loss of plasma proteins and red blood cells is prevented,

.....  
..... [1]

(ii) the normal glucose concentration of the blood is maintained.

.....

.....

.....

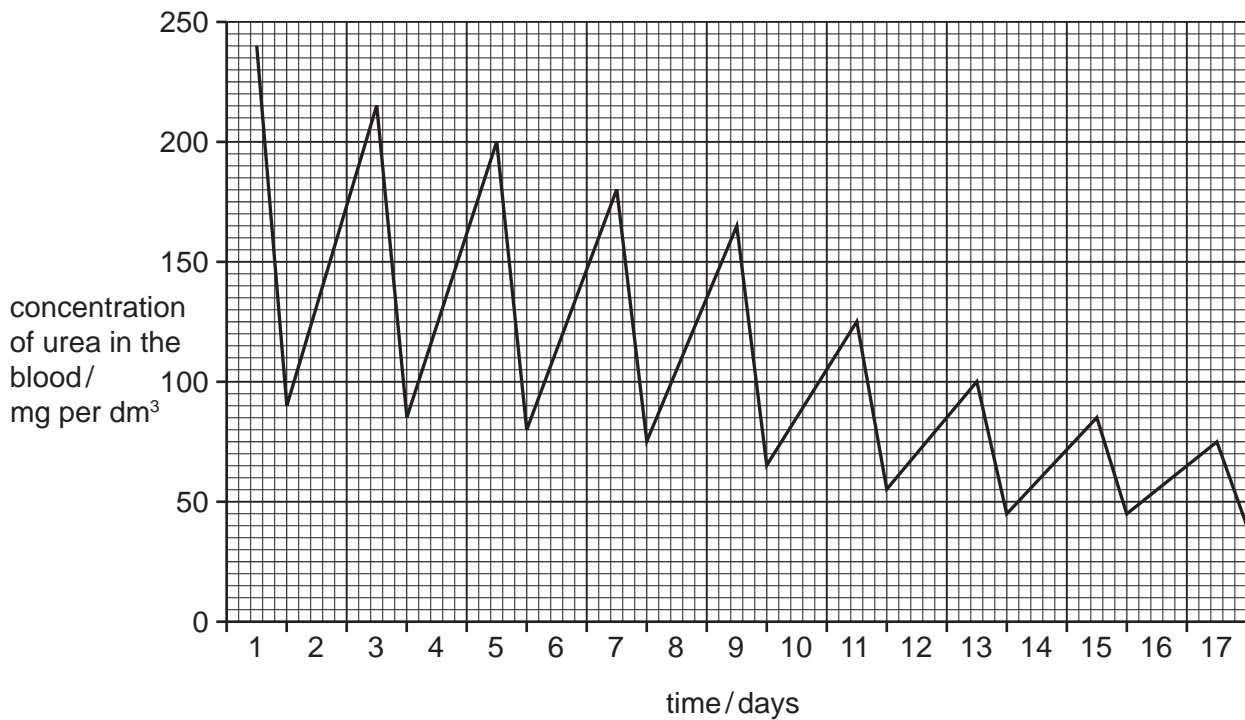
..... [2]

*For  
Examiner's  
Use*

(c) A person with kidney failure received regular dialysis treatment for 17 days.

Fig. 2.2 shows how the concentration of urea in the blood changed over the 17 days.

For  
Examiner's  
Use



**Fig. 2.2**

(i) State how many times the person received dialysis treatment.

..... [1]

(ii) Calculate the decrease in the concentration of urea in the blood from the beginning of dialysis until the end of the treatment.

..... [1]



(iii) Describe the changes that occur in the urea concentration in the blood over the period shown in Fig. 2.2. You will gain credit for using the data in Fig. 2.2 in your answer.

.....  
.....  
.....  
.....  
.....  
..... [3]

(iv) Explain the changes in urea concentration in the blood as shown in Fig. 2.2.

.....  
.....  
.....  
.....  
.....  
..... [4]

[Total: 15]

*For  
Examiner's  
Use*

- 3 (a) In the space below write a balanced chemical equation for anaerobic respiration in muscles.

..... → ..... [2]

For  
Examiner's  
Use

Some students investigated the breathing of a 16-year old male athlete. Fig. 3.1 shows the pattern of his breathing for 60 seconds when resting. Fig. 3.2 shows the pattern of his breathing while he took some exercise for 60 seconds.

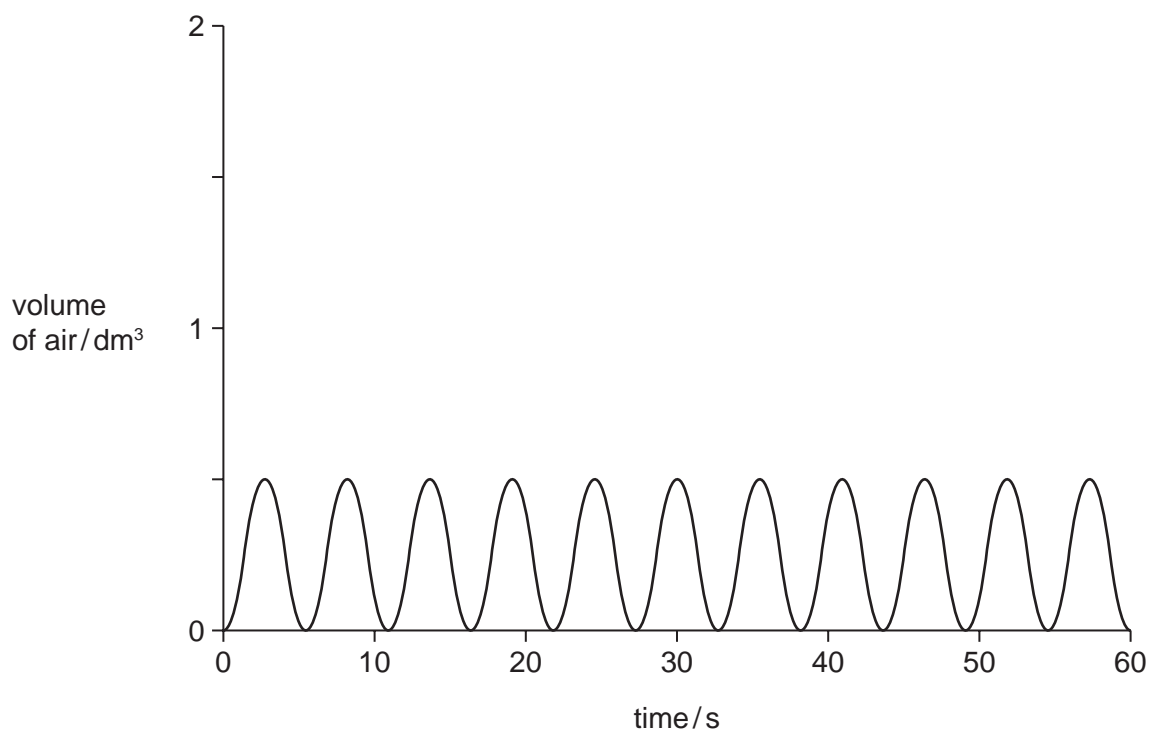


Fig. 3.1

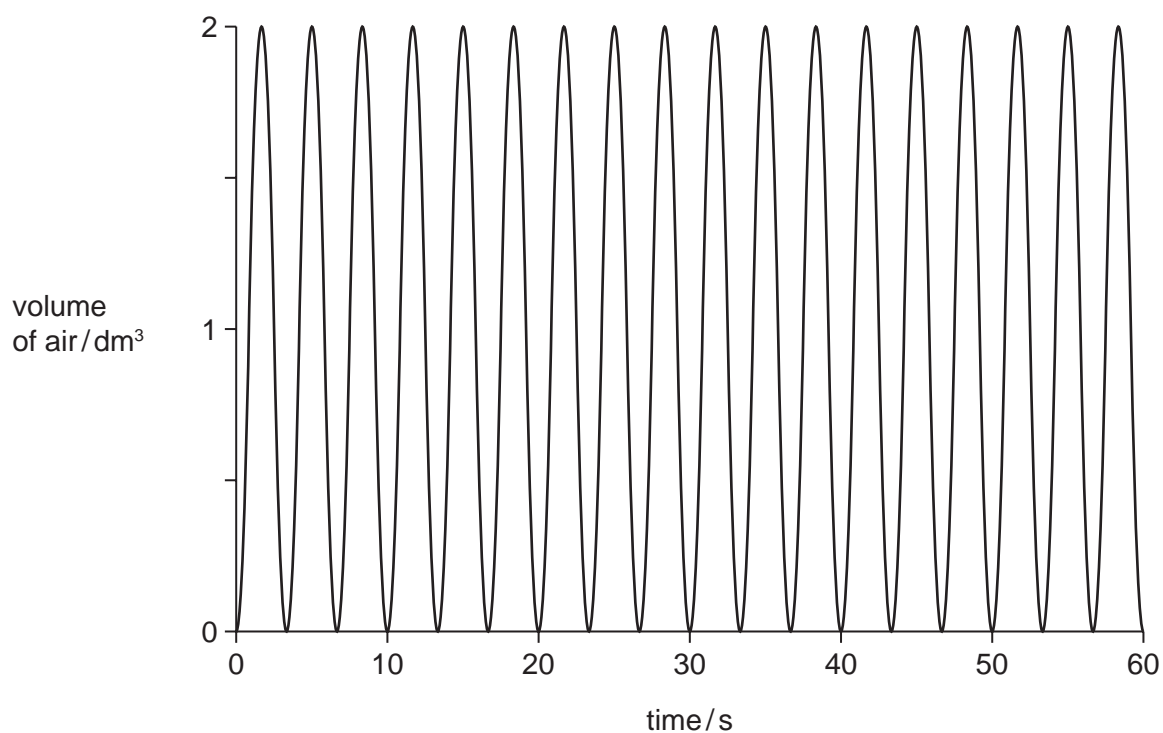


Fig. 3.2



- (d) During strenuous exercise, the hormone adrenaline causes changes in the pulse rate and in the concentration of glucose in the blood.

For  
Examiner's  
Use

Explain the importance of these changes during strenuous exercise.

*pulse rate* .....

.....

.....

.....

.....

*concentration of glucose in the blood* .....

.....

.....

.....

.....

..... [5]

[Total: 15]

4 The human immunodeficiency virus (HIV) infects white blood cells. The virus is reproduced inside these white blood cells.

(a) Describe what may happen to viruses that leave infected white blood cells.

.....  
.....  
.....  
..... [2]

(b) Describe the possible long-term effects of HIV on the immune system.

.....  
.....  
.....  
.....  
.....  
..... [3]

(c) People with HIV may be treated with a variety of drugs.

(i) Define the term *drug*.

.....  
.....  
..... [1]

(ii) Explain why antibiotics cannot be used to control HIV.

.....  
.....  
.....  
..... [2]

[Total: 8]

- 5 In many parts of the world, raw sewage drains into rivers. Raw sewage contains organic matter which acts as food for bacteria. The breakdown of organic matter by bacteria has an effect on the oxygen concentration and species of invertebrate animals in rivers.

For  
Examiner's  
Use

Fig. 5.1 shows the changes in oxygen concentration along a river.

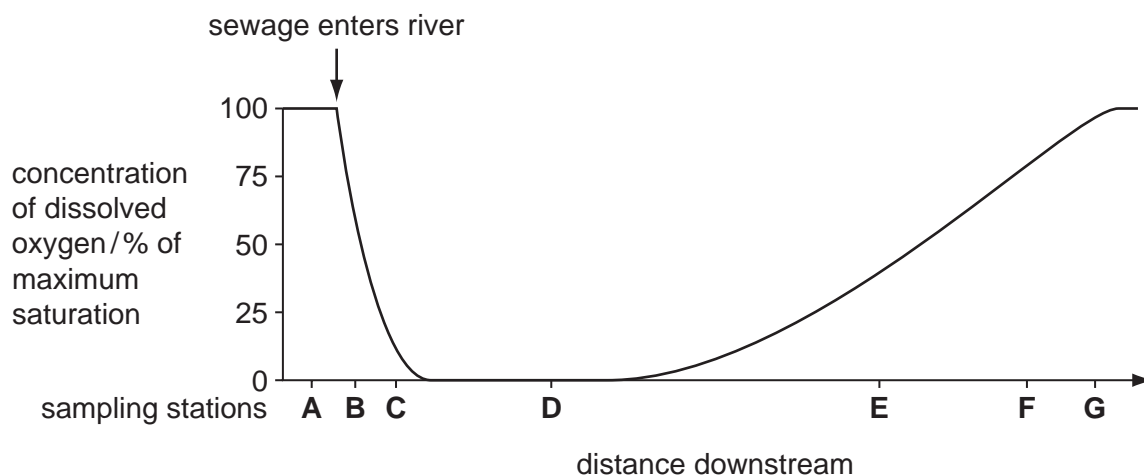


Fig. 5.1

Table 5.1 shows the invertebrate animals at seven sampling stations, **A** to **G**, along the river.

Table 5.1

key

✓ invertebrate  
animal present

invertebrate animals	sampling stations						
	A	B	C	D	E	F	G
stonefly nymph	✓						✓
freshwater shrimp	✓					✓	✓
caddis fly larva	✓					✓	✓
mayfly nymph	✓	✓			✓	✓	✓
midge larva	✓	✓	✓		✓	✓	✓
rat-tailed maggot		✓	✓	✓			
water louse	✓	✓			✓	✓	✓
wandering snail					✓	✓	✓
tubifex worm	✓	✓	✓	✓	✓	✓	✓

(a) (i) Describe the changes that occur to the oxygen concentration in the river as shown in Fig. 5.1. You will gain credit for using the data in Fig. 5.1 in your answer.

.....  
.....  
.....  
.....  
.....  
.....  
.....  
..... [4]

(ii) Name the invertebrate animal that is only found in water with the highest oxygen concentration.

..... [1]

(iii) Name the **two** invertebrate animals that tolerate the lowest oxygen concentrations.

.....  
..... [1]

(iv) Suggest **and** explain the changes in the number of different species of invertebrate animals along the river, as shown in Table 5.1.

.....  
.....  
.....  
.....  
.....  
..... [3]





(c) Explain **two** ways in which the concentration of nitrate ions may be reduced as the water flows through the reed beds.

.....  
.....  
.....  
.....  
.....  
..... [3]

(d) Some bacteria that live in reed beds release methane. Other sources of methane are cattle and flooded rice fields.

Explain the environmental consequences of an increase in the methane concentration in the atmosphere.

.....  
.....  
.....  
.....  
.....  
..... [3]

[Total: 19]

6 (a) Define the term *self-pollination*.

.....

.....

.....

..... [2]

Snapdragon plants have flowers with three colours: red, pink and white.

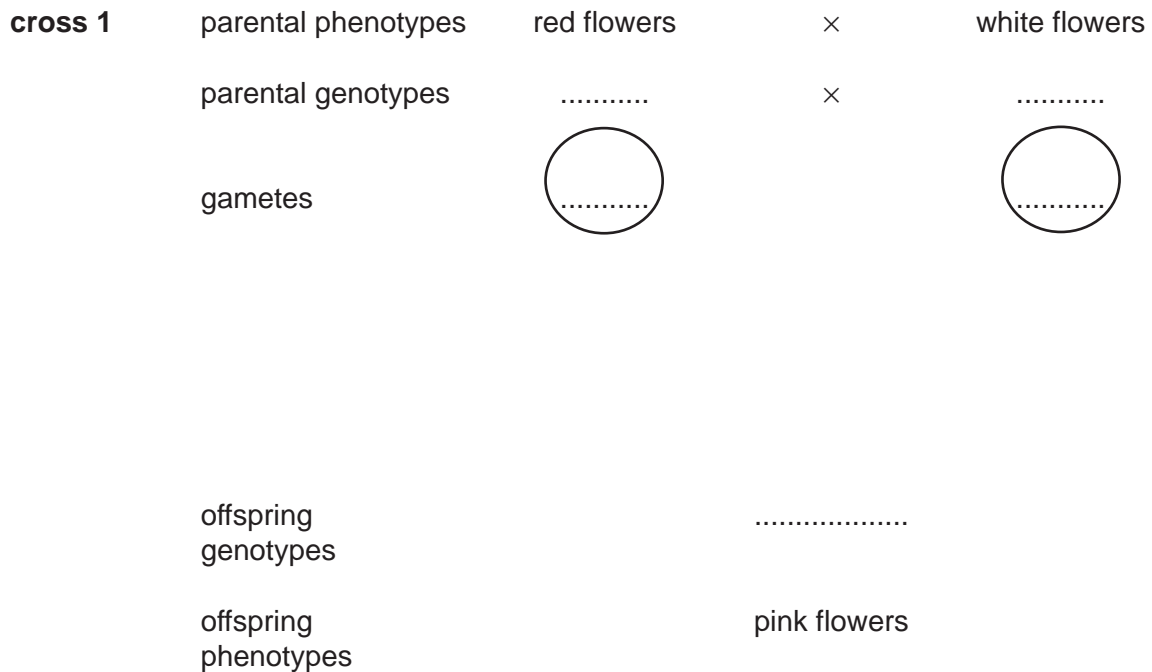
Some students investigated the inheritance of flower colour in snapdragons.

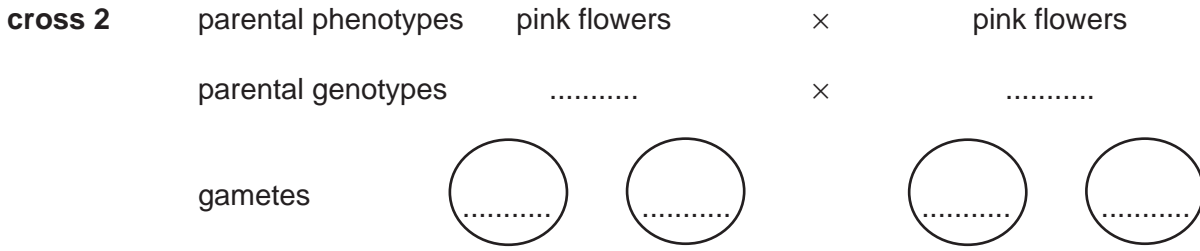
In **cross 1** they cross-pollinated plants that were homozygous for red flowers with plants that were homozygous for white flowers. They collected and planted the seeds from cross 1. All of the resulting plants had pink flowers.

In **cross 2** they self-pollinated all the pink-flowered plants and found that in the next generation there were red-flowered plants, white-flowered plants and pink-flowered plants.

(b) Complete the genetic diagrams to show how flower colour is inherited in snapdragon plants.

Use the symbol  $I^R$  for the allele for red flowers and  $I^W$  for the allele for white flowers.



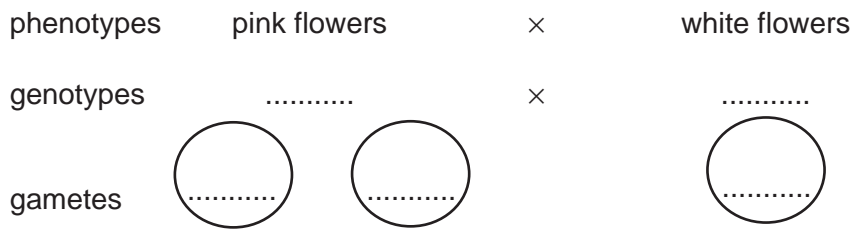


offspring genotypes .....

ratio of offspring phenotypes ..... [4]

**(c)** Another student cross-pollinated pink-flowered plants with white-flowered plants.

Complete the genetic diagram to show the results that the student would expect.



offspring genotypes .....

ratio of offspring phenotypes ..... [3]

(d) Explain the advantages of sexual reproduction to a species of flowering plant, such as the snapdragon.

*For  
Examiner's  
Use*

.....

.....

.....

.....

.....

.....

.....

..... [4]

[Total: 13]

Permission to reproduce items where third-party owned material protected by copyright is included has been sought and cleared where possible. Every reasonable effort has been made by the publisher (UCLES) to trace copyright holders, but if any items requiring clearance have unwittingly been included, the publisher will be pleased to make amends at the earliest possible opportunity.

University of Cambridge International Examinations is part of the Cambridge Assessment Group. Cambridge Assessment is the brand name of University of Cambridge Local Examinations Syndicate (UCLES), which is itself a department of the University of Cambridge.